

MANICOUAGAN

TABLE OF CONTENTS

GUIDE 7

**GETTING AROUND
IN MANICOUAGAN**

Manicouagan is one of those spaces that stands naturally apart from the rest. Those unspoiled lands where opportunities abound. Those Côte-Nord regions where the warmth of the people, as much as the beauty of the landscape, takes your breath away.

Here, the feeling of immensity is intertwined with a true culture of proximity. In Manicouagan, dynamism and enthusiasm go hand in hand with the philosophy of living in the present and making the most of every moment.

Choosing to live in Manicouagan means contributing to the bright future of the territory, all while making your own dreams come true.

As a newcomer, this guide is for you. It was created to help you settle and integrate into Manicouagan. In it, you will find a wealth of practical information on the resources and services available.

WELCOME HOME!

FIRST EDITION, JANUARY 2025

Please do not hesitate to write to us at info@mrcmanicouagan.qc.ca to let us know about any changes that may have occurred since the writing of this guide.

LAND ACKNOWLEDGMENT

The Manicouagan municipalities are located on Nitassinan, the traditional unceded territory of the Innu people. In a spirit of friendship and solidarity, the municipalities acknowledge and honour the First Nations for the important contributions they made and continue to make to this territory.

TABLE OF CONTENTS

[Getting Around in Manicouagan](#)

[Walking](#)

[Cycling](#)

[Public Transit](#)

[Adapted Transportation](#)

[Driving](#)

[Carpooling](#)

[Taxicabs](#)

[TZ Baie-Comeau](#)

[Intercity transportation](#)

[Ferry](#)

[Airplane](#)

GETTING AROUND IN MANICOUAGAN

The beauty of living in Manicouagan is that your commute to work or school can take just a few minutes. You can travel by car, bicycle, taxi, or by public transit in certain communities. Getting around is simple, quick, and safe.




WALKING

Getting around on foot is easy no matter the season. Walking is good for your physical and mental health, for your wallet, and for the environment.

Follow these safety rules:

- Cross the street at the nearest intersection or pedestrian crosswalk, if applicable.
- Respect pedestrian lights, if applicable.
- Walk on the sidewalk. If there is none, walk on the side of the road facing traffic.
- Always look both ways before crossing the street (look left, right, left again, and behind you).
- Avoid distractions (headphones, mobile phones) especially when crossing the street.
- If you walk after dark, make sure you are visible at all times (bright clothing, reflective bands, etc.).

 For more information, visit www.saaq.gouv.qc.ca/en/road-safety/modes-transportation/as-pedestrian/what-the-law-says

GOOD TO KNOW

You can activate the pedestrian lights by pressing on the button on the post near the crosswalk.



The white silhouette authorizes pedestrians to cross the street. Pedestrians should do so carefully while watching for turning vehicles, especially at intersections where turning right on red is allowed. A countdown timer often indicates the time pedestrians have left to cross.



The orange hand indicates that pedestrians may not cross.



The red hand indicates that it is forbidden to cross.

© Camille Charette-Gagné / Agence Caribou Côte-Nord



CYCLING

The bicycle paths are protected corridors open to bicycles and in-line skates. Riding the paths is a great way to stay in shape, get fresh air, and discover interesting things. A 40-kilometre cycling network, accessible in summer, crosses Baie-Comeau.

 To consult the network www.ville.baie-comeau.qc.ca/Reseau_cyclable.pdf

The Corporation Véloroute des baleines offers several routes suggestions and provides relevant information for cycling enthusiasts:

www.veloroute-des-baleines.ca/cartes-et-circuits



USED BICYCLES

There are several ways to find second-hand bicycles at low prices and in good condition. For example:

- In the classified ads of websites such as Kijiji or LesPAC.
- In Facebook (Meta) groups and pages or directly in Marketplace.
- At garage sales, buying directly from an individual.
- At the Phase 2 store of the Régie de gestion des matières résiduelles de Manicouagan.

NEW BICYCLES

To buy a new bicycle, head to a sports store or big-box store. These stores also carry bicycle locks and helmets.

WEARING A HELMET

There is no legal obligation for cyclists to wear a helmet (according to Éducaloi). However, wearing a helmet is strongly recommended as it reduces the risk of serious head injury in the event of an accident. Helmets can be purchased in sports stores and big-box stores. Beware of used helmets as they may be too old or have already suffered an impact, which could reduce their effectiveness.

LOCKING YOUR BICYCLE

Get a lock to secure your bike. This will prevent it from being stolen. Always lock the frame and at least one wheel. If you only lock your bike by the front wheel, thieves will only have to unscrew the wheel to take off with the bike.

WHAT THE LAW SAYS

Cycling on sidewalks is prohibited. Instead, ride on the right side of the road in the same direction as traffic and obey traffic signals. Visit the SAAQ website to learn about cycling rules and regulations.



For more information, visit www.saaq.gouv.qc.ca/en/road-safety/modes-transportation/bicycle/what-the-law-says

PUBLIC TRANSIT

To make it easier for everyone to get around, the City of Baie-Comeau offers a public transit service that serves and connects the city's two sectors (i.e., Mingan and Marquette). The bus passes once every hour at each of the stops listed on the route. Make sure to be at the bus stop at least 5 minutes before the bus's expected arrival.

HOURS OF OPERATION

Monday, Tuesday, Wednesday

7:00 a.m. to noon | 1:00 p.m. to 5:00 p.m.

Thursday and Friday

7:00 a.m. to noon | 1:00 p.m. to 8:00 p.m.

Saturday

7:00 a.m. to noon | 1:00 p.m. to 5:00 p.m.

Single-trip tickets, booklets of 10 tickets, and monthly passes are available. Students and adults aged 60+ pay reduced rates and children under 12 ride for free.

 For more information, visit www.ville.baie-comeau.qc.ca/services/services-essentiels/transport or call 418-589-1516



GOOD TO KNOW

Exact change is required on buses. Only \$0.25, \$1, and \$2 coins are accepted.



ADAPTED TRANSPORTATION

An adapted transportation service is offered to people with a disability or with reduced mobility. This service is available for Baie-Comeau, Pointe-Lebel, Pointe-aux-Outardes, Chute-aux-Outardes, and Ragueneau.



To register, fill in the form on the City of Baie-Comeau website www.ville.baie-comeau.qc.ca/pdf

RESERVATIONS AND HOURS OF RESERVATION

Reservations are done by telephone at **418-589-8397**.

Monday to Friday

7:00 a.m. to 5:00 p.m. | 6:30 p.m. to 10:30 p.m.

Saturday and Sunday

10:00 a.m. to 5:00 p.m.



To register, fill in the form on the City of Baie-Comeau website www.ville.baie-comeau.qc.ca/services/services-essentiels/transport

DRIVING

First, it is important to get a valid driver's licence, licence plate, and proof of automobile insurance.

You will also need to learn the Highway Safety Code to ensure your safety and the safety of others, and to drive with peace of mind.

READY?



Route 138 and Route 389 both lead to Manicouagan through a series of breathtaking landscapes. Route 138 offers unobstructed views of the river, while Route 389 takes you through Québec's vast forests.

Beware, mobile service is not always available between municipalities!

When you head out in the winter, your car must have proper winter tires. In inclement weather, it is always good to give yourself extra time to get to your destination.

For longer trips, it may even be necessary to give yourself an extra day or two, especially if you need to be somewhere at a specific time (at an airport for example).

As Route 138 is the only road connecting Manicouagan with the south of the province and as it depends on the ferry crossing at Tadoussac, the road may sometimes be closed due to severe weather. It is always best to plan ahead.

MAIN AND SECONDARY ROADS

In Québec, main or national roads are numbered 100 to 199, with numbers increasing west to east and south to north.

Secondary roads are numbered from 300 to 399 on the north shore of the St. Lawrence River and 200 to 299 on the south shore of the river.




DRIVER'S LICENCE

If you are from another country, you can drive a car or motorcycle in Québec with your foreign licence for the first six months and for the category of vehicle you are authorized to drive.

After this six-month period, you must obtain a Québec driver's licence. This licence is valid throughout Canada and the United States. Certain countries have an agreement with Québec for the transfer of driver's licences; no driving test is required but fees apply.

For international students from countries that have an agreement with Québec, your driver's licence is valid for the duration of your studies.

 Check your eligibility with the Société de l'assurance automobile du Québec (SAAQ), the organization responsible for issuing driver's licences.
www.saaq.gouv.qc.ca



IF YOU HAVE HAD A DRIVER'S LICENCE FROM ANOTHER COUNTRY FOR AT LEAST ONE YEAR BEFORE SETTLING IN QUÉBEC, you can get a Québec driver's licence after passing the SAAQ's knowledge and road tests. The SAAQ's knowledge test is offered in French and English.

PRACTICAL INFORMATION

The Société de l'assurance automobile du Québec (SAAQ) is the organization responsible for issuing driver's licences.



PRACTICAL INFORMATION

You can study for the knowledge test and take the practice test online at

www.testdeconnaissances.saaq.gouv.qc.ca/en



CONTACT INFORMATION

625 Lafèche Blvd,
suite 206, Baie-Comeau

1-800-361-7620

www.saaq.gouv.qc.ca



IMPORTANT

- You can apply for your Québec driver's licence as soon as you arrive in Québec.
- If there is no agreement with your country of origin, the knowledge and road tests are required to obtain a Québec driver's licence.
- For countries with an agreement, tests are not necessary.
- If you have a valid foreign driver's licence, you may drive with that licence for six months following your arrival in Québec.
- However, a foreign licence does not permit you to drive a truck, emergency vehicle, bus, or taxi.
- If you have less than one year's driving experience when you move to Québec, you must take a driving course and undergo the gradual process to obtain a learner's licence.
- There are different procedures for driving motorcycles, buses, heavy vehicles, and so on.



TO GET YOUR DRIVER'S LICENCE

1

Take the mandatory driving course at a recognized driving school..

In Baie-Comeau

Tecnic Driving School
997 Laflèche Blvd, Baie-Comeau
418-589-0666

2

Drive with your learner's licence for at least 12 months with an accompanying rider.

3

Pass both the SAAQ road test and the knowledge test.

TOTAL COST OVER \$1,000
VALID FOR 1 TO 2 YEARS



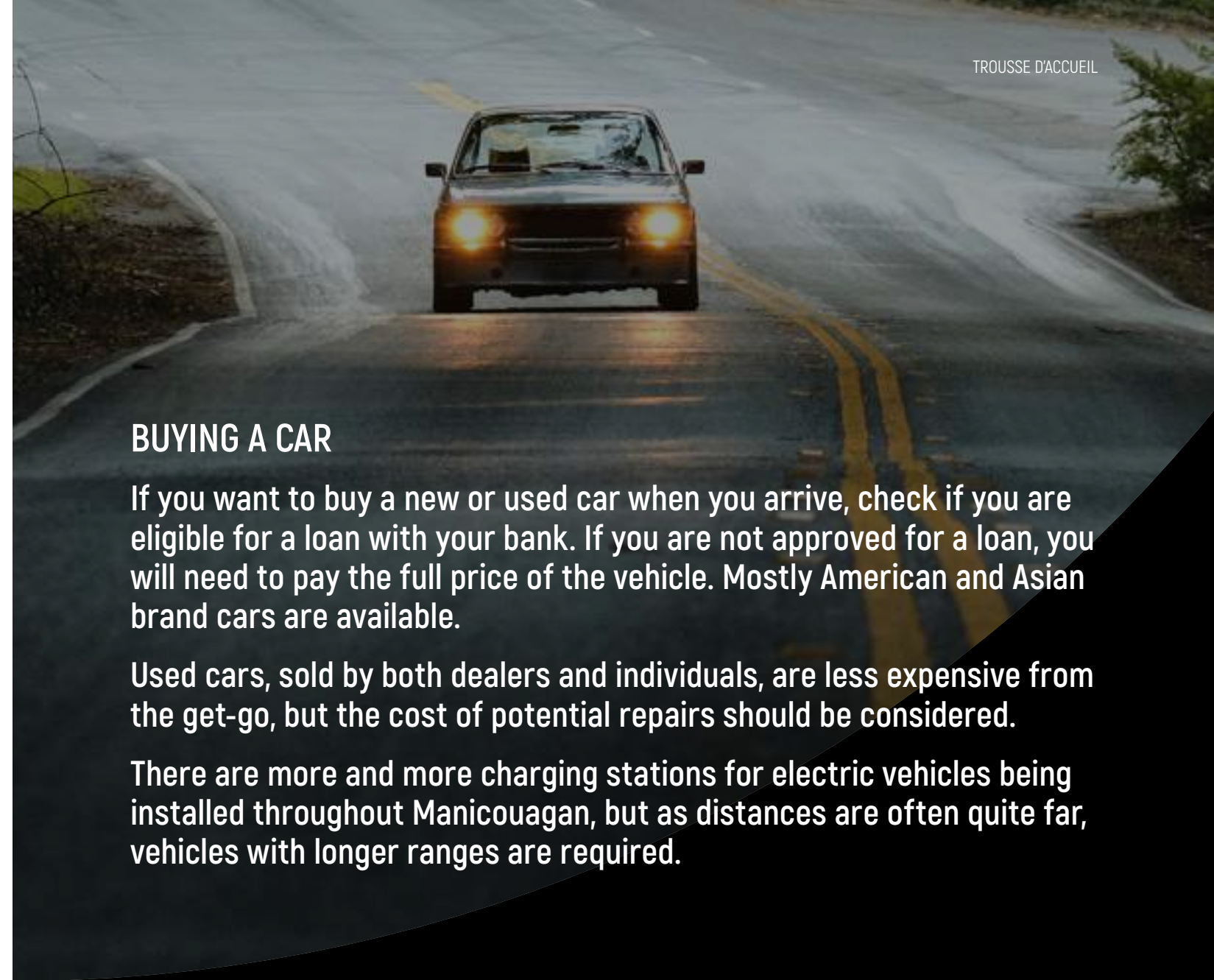
GOOD TO KNOW

Your driver's licence must be renewed every year on your birthday. The SAAQ sends a renewal notice and fees apply. You can have your driving privileges revoked at any time if you drive irresponsibly. Steps to reacquire a licence can then be quite costly.



TO HELP YOU IN YOUR SEARCH

Keywords: concessionnaire (car dealership), voiture (car), usagé (used).



BUYING A CAR

If you want to buy a new or used car when you arrive, check if you are eligible for a loan with your bank. If you are not approved for a loan, you will need to pay the full price of the vehicle. Mostly American and Asian brand cars are available.

Used cars, sold by both dealers and individuals, are less expensive from the get-go, but the cost of potential repairs should be considered.

There are more and more charging stations for electric vehicles being installed throughout Manicouagan, but as distances are often quite far, vehicles with longer ranges are required.



LICENCE PLATE

If you own a vehicle, you must register it every year to be allowed on the roads. The first time you pay the registration fee, the SAAQ will give you a licence plate to affix to the rear of the vehicle.

Every year thereafter, the SAAQ will send you a renewal notice indicating the amount to be paid. You will keep the same licence plate.

IMPORTANT

It is illegal to drive a non-registered vehicle or a vehicle whose registration has not been paid.

INSURANCE

If you own or lease a vehicle, you need private automobile insurance. This is third-party liability insurance that protects you in the event of an accident. Many financial institutions and insurance companies offer car insurance. It is often cheaper to combine your home and auto insurance with the same insurer, so do not hesitate to compare prices.



It is very important to be insured. If you are stopped by the police or involved in a traffic accident causing damage, and you do not have insurance:

- Your driver's licence and your right to obtain one may be suspended;
- Your vehicle may no longer be allowed on the road;
- You will be fined up to several thousand dollars;
- You could be sued for damages caused to others.

HIGHWAY SAFETY CODE

The Highway Safety Code governs the use of vehicles on public roads. All road users must be familiar with it and abide by its rules.

Among others, you must:

- Respect speed limits;
- Respect road signs (stop signs, traffic lights, one-way streets, etc.);
- Respect road markings (e.g., overtaking only when there is a single broken line or a double line with a broken line on the driver's side);
- Wear a seatbelt at all times, whether you sit in the front or rear of the car;
- Reduce speed and give way as quickly as possible to emergency vehicles (police, ambulance, and fire) when the vehicles lights and sound signals are activated;
- Never use a mobile phone while driving;
- Never drive while impaired;
- Respect yield signs, as for pedestrians for example.

Police officers enforce the Highway Safety Code. They can stop vehicles, give tickets, and, if needed, seize vehicles and take drivers into the police station.

SCHOOL BUSES AND SCHOOL ZONES



When a school bus stops on the road to let students on or off the bus, other vehicles must come to stop whether they are behind the bus or on the opposite side of the road. Drivers must wait until the flashing red lights are turned off and the stop sign is retracted before proceeding.



Be vigilant in school zones where the speed limit is reduced. Obey crossing guards, who help children cross the street safely on their way to and from school.



Also make sure to respect pedestrian crosswalks, which are marked by yellow stripes or a sign. Pedestrians always have priority over drivers and cyclists.

DEMERIT POINTS

In Québec, drivers are subject to a demerit point system, which establishes the number of points that a driver accumulates if found guilty of certain offences. Licence renewal is more expensive for those convicted of offences. When the maximum points threshold is reached, the licence is revoked.



ALCOHOL AND DRUGS

In Québec, driving while impaired is a crime. The maximum tolerated alcohol concentration in the blood is 0.08 (i.e., 80 mg of alcohol per 100 ml of blood).

In some cases, there is a zero tolerance policy, which means no alcohol in the blood when you drive.

The zero-alcohol rule set out in the Highway Safety Code applies, among other things, to:

- All holders of any class of licence (car, motorcycle, etc.) and any type of licence (learner's licence, probationary licence, driver's licence) under the age of 22;
- Holders of a learner's licence, regardless of age;
- Holders of a probationary licence who do not hold any other class of licence; in other words, a person who is in the process of obtaining their very first permit, regardless of age.

As with alcohol, driving while impaired by drugs (including cannabis and medication) is a criminal offence. Even though cannabis is legal in Canada, it is forbidden to smoke it on board a vehicle, even for passengers.



For more information, visit www.saaq.gouv.qc.ca/en/road-safety/behaviours/drugs-medication/what-law-says



PRACTICAL INFORMATION

If you plan on drinking or doing drugs at an event, make sure to have a designated driver who will be responsible for getting you home safely. You can also call a taxi. Baie-Comeau also has an organization that has volunteer drivers who can bring you and your vehicle home if you are not fit to drive.

Contact TZ Baie-Comeau at 418-297-2611.

COURTESY AND RESPECT

On the road, courtesy and respect for others are of prime importance to avoid conflicts and accidents. In most cases, gestures considered as courtesy, such as using turn signals, giving way, or not honking unnecessarily, are imposed by the Highway Safety Code.

Courtesy on the road means:

- Treating other road users with respect and tolerance, whether they are behind the wheel, on foot, or on a bike;
- Waving to thank someone for making our task easier, and apologizing when we make a mistake;
- Keeping a safe distance from the vehicle in front of you (following a vehicle too closely is a violation of the Highway Safety Code that can result in a fine of \$100 to \$200 and 2 demerit points);
- Leaving enough space for cyclists and pedestrians;
- Using the left-hand lane only for overtaking if there are several lanes of traffic in the same direction.



POLICE STOP

How to react to a police stop?

- Pull over to the side of the road;
- Stay in your vehicle; the police officer will come to you;
- The police officer will tell you why they stopped you;
- You will have to give the police officer your driver's licence, registration, and proof of car insurance;
- If the police officer suspects you of impaired driving, they may ask you to take a Breathalyzer test (a device that measures the level of alcohol in your blood), do a saliva test, or a physical coordination test. Refusing to submit to these tests automatically results in stiffer penalties.

STATEMENT OF OFFENCE

What does it mean when you receive a statement of offence, more commonly known as a “ticket”?


Receiving a ticket means that a police officer, parking officer, transit inspector, or any other person authorized to issue tickets is claiming you have done something against the law and can prove it. The ticket is the first step in pursuing you if you do not pay the fine.

You will be handed the ticket in person, but in some cases the ticket may be left on your windshield or sent to you by mail.

If you committed the offence listed on the ticket and want to plead guilty then check the “guilty” box in the form attached to the ticket and follow the payment instructions described on the ticket.



For more details, visit educaloi.qc.ca



A TICKET WILL LIST:

The name and title of the person issuing the ticket
(e.g., Bruno Hernandez, Police Officer);

—

The signature of the person issuing the ticket
(or their badge number and precinct number if the ticket
was issued electronically);

—

Your name and address
(or the vehicle description and licence
plate number for a parking ticket);

—

A description of the violation (i.e., the offence);

—

The plea (i.e., whether you will plead guilty or not);

—

The minimum fine for the offence;

—

The fine you are required to pay
(e.g., a \$100 fine).



ROAD CHECKS

Police officers sometimes carry out roadside checks, also known as “roadblocks.” All vehicles passing through must stop to be checked. You should react the same way as when you are pulled over; there is nothing to worry about, and it does not mean there is any danger.

For example, you may be driving along a road where there is a sobriety checkpoint. If you have not broken any rules, the police will ask for your papers, ask you a few questions, and let you go.

PARKING

At all times

Street parking is not permitted everywhere. To avoid parking tickets, read the signs carefully. Parking in front of a hydrant is prohibited; you must now leave at least a 1.5-metre distance between the hydrant and your vehicle.

In the winter

More specifically, between November 1 and April 1, parking on the street is not allowed to facilitate snow removal operations. You can be fined and your vehicle towed if you park on the street.





WINTER DRIVING

Weather affects road conditions, especially in the winter. Drivers should take extra precautions by adapting their driving to road surface conditions and visibility by driving slower and leaving more braking distance for example.

THE ESSENTIALS




WINTER TIRES

Winter tires are required by law between December 1 and March 15. However, you should plan on getting them installed earlier as snow falls well before December 1 in Manicouagan.



SNOW BRUSH AND ICE SCRAPER

These are must-haves and strongly recommended to clean off your car and scrape ice from the windows.



TRACTION AIDS

They are not mandatory but very useful if you are stuck on snow or ice.



SHOVEL

Always keep one in your car in case you get stuck in the snow. You can use it to dig your car out.



GASOLINE

Our recommendation: always have at least a quarter tank of gas.



ENGINE HEATERS

Some vehicles have an electric socket under the hood so you can plug your vehicle in when the temperatures dip very low.



WINDSHIELD WASHER FLUID

You must only use washer fluid for down to -45 °C.



WHY ARE WINTER TIRES MANDATORY?

For grip. As soon as the mercury drops below 7°C, or there is ice or snow on the road, the rubber of summer or all-season tires becomes hard and lacks grip.

Furthermore, the groove structure of summer or all-season tires is not designed to retain snow like that of winter tires; the snow retained in the grooves of winter tires helps to increase grip.

The rubber of winter tires is specially designed to meet certain flexibility criteria up to a temperature of -40°C, thus providing a much better grip on the road

THE QUÉBEC 511 SERVICE

Québec 511 is a free service. It gives you all the information you need to plan safe trips on the province's roads, whatever the season:

- Winter road condition;
- Closures and traffic due to roadwork;
- Major incidents.
- Ferry crossing status (open or closed) .

HOW TO ACCESS 511?


By telephone

Simply dial 5-1-1
from Monday to Friday
from 8 a.m. to 8 p.m.

On the web

The service is always available at:
www.quebec511.info

**You can also download
the mobile application.**



CHILD SAFETY SEATS

By law, children must be seated in a car seat suitable for their weight and height. Failure to comply will result in a fine and 3 demerit points. Car seats must be in good condition. Used seats are not recommended, as they may have been involved in an accident, making them less effective. The same applies to old seats, whose materials may have been altered by the sun and heat.

Respect the expiry date indicated on the seat or in the seat guide, as materials become less resistant over time.

The Maison des familles de Baie-Comeau lends car seats on a temporary basis, as needed.

programmation@mdfbc.org



The seat must be properly installed:

- Place it on the rear seat;
- Install it away from the airbags;
- Fasten it securely.



ANIMALS AND OTHER HAZARDS ON THE ROAD

As Manicouagan is a heavily forested area, wild animals such as moose and deer often approach and cross the road unpredictably.

You need to be constantly on the lookout, especially in the evening and at night, as your field of vision is reduced.

If you cannot avoid a collision, try to remain predictable for other drivers, avoid sudden movements, and brake safely and as quickly as you can.



Consultez le site de la SAAQ pour en apprendre davantage sur les consignes de sécurité et d'installation des sièges

<https://saaq.gouv.qc.ca/securite-routiere/comportements/sieges-auto-enfants>

ROADSIDE ASSISTANCE

You can take out roadside assistance to help with emergencies such as towing, a flat tire, running out of gas, locking your keys in the car, and so on.

Given the distance between municipalities in Manicouagan, the CAA Plus membership is often better suited as it offers 160 kilometres of towing versus the 2 kilometres of the CAA Classic plan.

Other companies offer similar services but CAA is the best known.

Visit www.caaquebec.com/fr

CAR POOLING

Carpooling allows several people to share a vehicle to get to the same place. For example, a driver may take colleagues to work or school. Passengers usually share gas and maintenance costs with the vehicle owner. This mode of transportation is practical and affordable. It makes trips pleasant and builds relationships.

To find out about carpooling opportunities, talk to your friends, neighbours, and colleagues. Check the notice boards in schools and workplaces. There are also carpooling services like Amigo Express that match passengers and drivers for longer distance travel. You can also post a carpool request on Facebook profile or join groups such as Covoiturage Côte-Nord. An application is also available at the Cégep de Baie-Comeau.

TAXICABS

A taxi or cab offers door-to-door transportation service for passengers and their luggage (unlike public transit, which travels between predetermined locations). The cost of a taxi journey is calculated based on an initial fare, then an amount per kilometre and per minute. The amount is displayed on the taximeter screen next to the driver. Taxis can be paid for in cash and some also accept credit and debit cards, but it is always best to check before you set off.

TZ BAIE-COMEAU

TZ Baie-Comeau is a non-profit organization dedicated to raising awareness on the dangers of impaired driving. Their drive-home service using your own vehicle is available year-round. To use the service, a person must have an annual membership card, be at a partner establishment, or attend an event at a partner company.

Drivers provide their own vehicles, so voluntary contributions are welcome. From your contribution, a per-ride amount is given to the organization to balance the budget, and then a per-kilometre amount is used to pay for gas. The balance of your contribution is divided between the volunteers.



Contact TZ Baie-Comeau at 418-297-2611.

INTERCITY TRANSPORTATION

In Québec, the most developed method of transportation to travel between cities is the intercity bus. Baie-Comeau has two bus terminals.



For more information, consult the Intercar website at www.intercar.ca/en/schedules-and-routes or call 1 800-806-2167.



GOOD TO KNOW

TERMINUS

Mingan sector:

Dépanneur Petro-Canada on Lafèche Boulevard.

Marquette sector: Galeries Baie-Comeau

THE FERRY

You can reach the south shore via the Matane–Baie-Comeau–Godbout ferry. The estimated duration of the ferry crossing is approximately 2.25 hours. Although reservations are not mandatory, they are strongly recommended for motorists. Customers will be required to pay the cost of their passage at the ferry ticket office during the crossing.



PRACTICAL INFORMATION

Reservations

You can reserve your spot by calling the office toll free at 1 877-562-6560.

Business hours

The reservation office is open seven days per week from 9 a.m. to 5 p.m. As weather impacts crossing conditions, you can subscribe to their notification service to receive alerts about potential cancellation.

To subscribe to the newsletter and create a client account or to consult the ferry schedule:

www.traversiers.com

AIRPLANE

The Baie-Comeau regional airport is located in Pointe-Lebel. It has regular flights to Montréal, Québec City, and Sept-Îles.



For more information, visit:

www.aeroport-de-baie-comeau.html



PRACTICAL INFORMATION

To contact them, call 418-589-8285 or 418-589-9177 outside of business hours.

Business hours


Monday to Thursday

8:45 a.m. to noon | 1 p.m. to 4:45 p.m.

Friday

8:45 a.m. to noon

CONSULT THE OTHER GUIDES



THANK YOU TO OUR PARTNERS

The success of this project is a testament of the strength of our collaborative partnership. The Manicouagan RCM would like to thank all its partners and collaborators for their trust and their vital contributions to the project.

WORKING COMMITTEE

An initiative of



With the collaboration of



FINANCIAL PARTNERS



This project is carried out as part of the sectoral agreement that aims to attract new residents and encourage long-term settlement in the Côte-Nord and with the financial support of the following partners: Caniapiscou RCM, Golfe-du-Saint-Laurent RCM, Haute-Côte-Nord RCM, Manicouagan RCM, Minganie RCM, Sept-Rivières RCM, le ministère des Affaires municipales et de l'Habitation, and the Société du Plan Nord.

MANICOUAGAN